




d:fine™ In-Ear Broadcast Headset Microphone




dpamicrophones.com

Place the in-ear plug in the ear one of two ways Wind excess cable around the in-ear plug.



Lengthen headset mount:



1. Hold cable lock and draw cables to create excess:

2. Draw the ear hooks away from each other to the desired sizes:


Shorten headset mount:



1. Draw small coils on headset mount away from each other to the desired size

2. Hold the cable lock and draw the cables back to fit the shape of the headset mountmounts:

The microphone cable can be changed independently of the headset mount. Dismount the microphone boom and open the cable lock to release the microphone cable.



Specifications, In-Ear

Connector

3.5 mm stereo Mini-Jack.

Single In-Ear: Signal at Mini-Jack Tip

Dual In-Ear: Signal at Mini-Jack Tip (Left – microphone boom side) and Ring (Right)

Type

Dynamic earplug

Sensitivity

107 dB

Nominal impedance

18 Ω

Two sizes ear-adapters are included